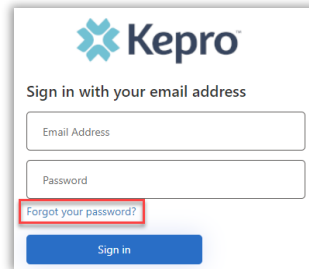


## Summary

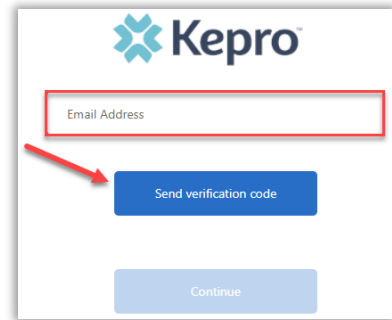
For a forgotten password, a user can reset their password by following the instructions below.

- 1 Click Forgot Password?**  
From the login page, click **Forgot Password?**



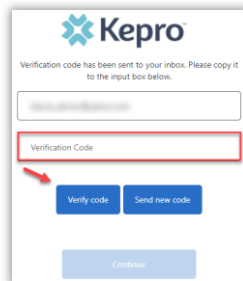
Kepro  
Sign in with your email address  
Email Address  
Password  
Forgot your password?  
Sign in

- 2 Enter Email Address**  
Enter the email address associated with the account and click **Send Verification Code**

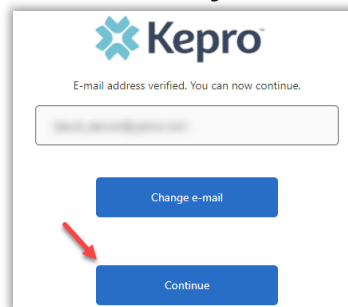


Kepro  
Email Address  
Send verification code  
Continue

- 3 Email Verification**  
Enter verification code sent to email, click **Verify code**, then click **Continue**.

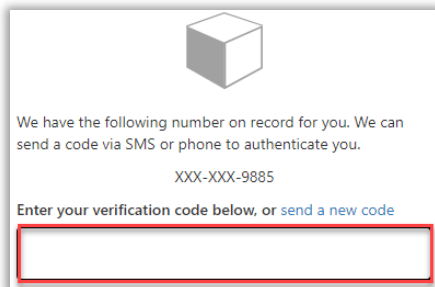


Kepro  
Verification code has been sent to your inbox. Please copy it to the input box below.  
Verification Code  
Verify code Send new code  
Continue

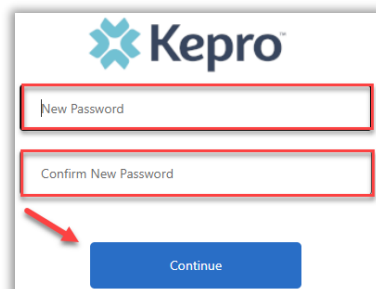


Kepro  
E-mail address verified. You can now continue.  
Change e-mail  
Continue

- 4 Phone Verification**  
Select Send Code or Call Me for the phone verification. Enter code received via SMS or press # to complete call verification. Create new password and click **Continue**.



We have the following number on record for you. We can send a code via SMS or phone to authenticate you.  
XXX-XXX-9885  
Enter your verification code below, or send a new code



Kepro  
New Password  
Confirm New Password  
Continue

**Account Locked?** After several unsuccessful login attempts, your account will lock. To unlock, you will need to contact Kepro Customer Support for assistance.